
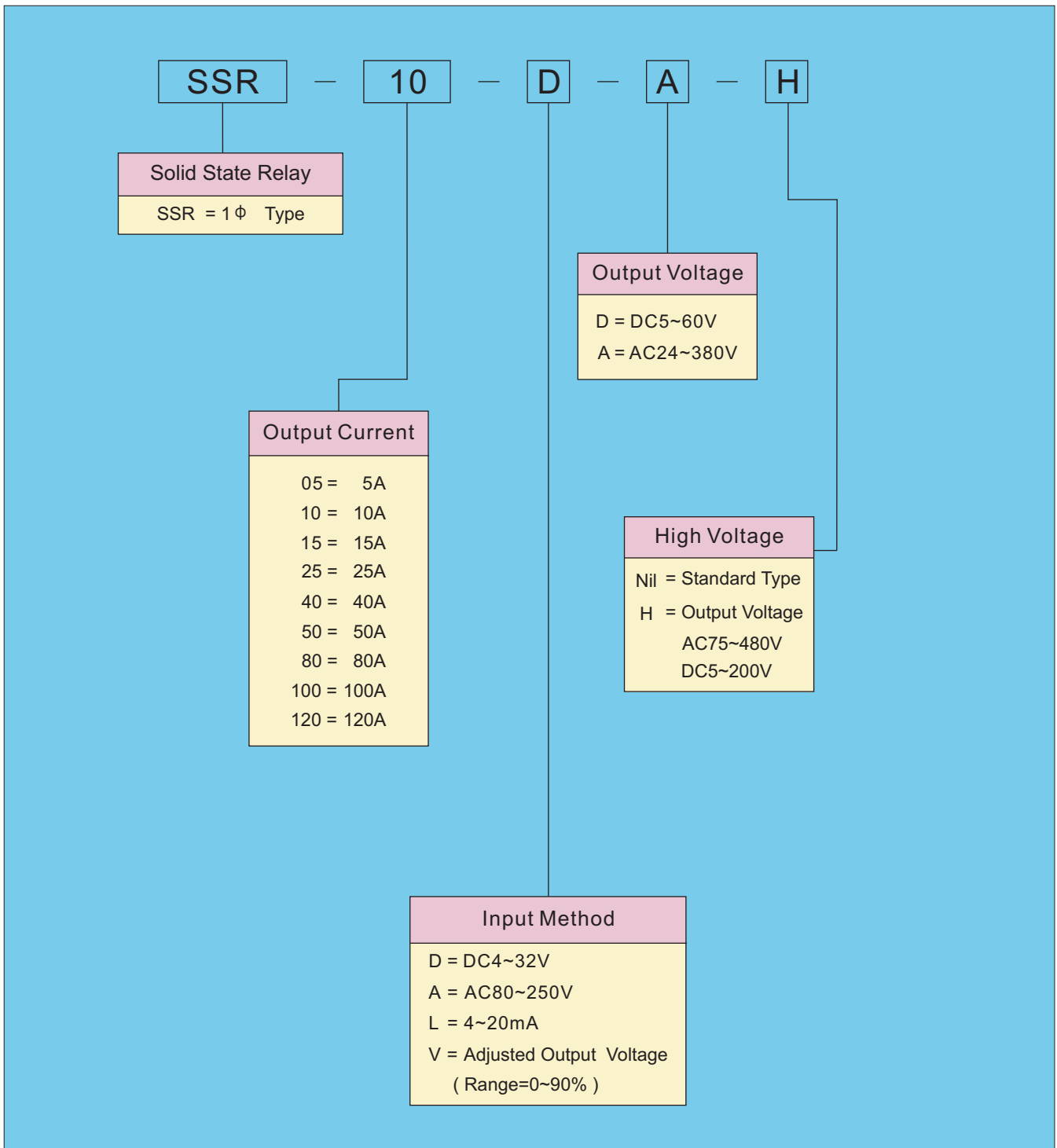


SSR Series



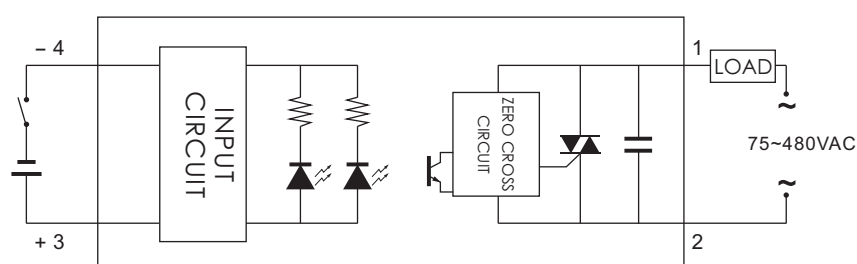
- Built-in operation indicator
- High isolation over than 50M Ω (500VDC)
- High dielectric over than 2.5KV
- Low EMI / EFI & surge by zero cross trigger method
- Output snubber circuit protection



MODEL	SSR-05DA	SSR-10DA	SSR-15DA	SSR-25DA	SSR-40DA	SSR-50DA	SSR-80DA	SSR-100DA	SSR-120DA
LOAD CURRENT	5A	10A	15A	25A	40A	50A	80A	100A	120A
INPUT DATA									
OPERATING VOLTAGE	4~32VDC								
TRIGGER CURRENT	7.5mA/12VDC max								
CONTROL METHOD	Zero Cross Trigger								
OUTPUT DATA									
OPERATING VOLTAGE	24~380VAC								
VOLTAGE DROP	1.6V								
LEAKAGE CURRENT	< 3.0mA								
RESPONSE TIME	ON<10ms, OFF<10ms								
GENERAL DATA									
INSULATION RESISTANCE	Min. 50MΩ(500VDC)								
DIELECTRIC STRENGTH	2500VAC 50/60 Hz for 1 min								
AMBIENT TEMPERATURE	-20℃~~+80℃								
AMBIENT HUMIDITY	45%~85%RH								
WEIGHT	Appr. 105g								
CONNECTION DIAGRAM									

MODEL	SSR-10DA-H	SSR-15DA-H	SSR-25DA-H	SSR-40DA-H	SSR-50DA-H	SSR-80DA-H	SSR-100DA-H	SSR-120DA-H
LOAD CURRENT	10A	15A	25A	40A	50A	80A	100A	120A
INPUT DATA								
OPERATING VOLTAGE	4~32VDC							
TRIGGER CURRENT	7.5mA/12VDC max							
CONTROL METHOD	Zero Cross Trigger							
OUTPUT DATA								
OPERATING VOLTAGE	75~480VAC							
VOLTAGE DROP	1.6V							
LEAKAGE CURRENT	< 5.0mA							
RESPONSE TIME	ON<10ms, OFF<10ms							
GENERAL DATA								
INSULATION RESISTANCE	Min. 50MΩ(500VDC)							
DIELECTRIC STRENGTH	2500VAC 50/60 Hz for 1 min							
AMBIENT TEMPERATURE	-20℃~+80℃							
AMBIENT HUMIDITY	45%~85%RH							
WEIGHT	Appr. 105g							

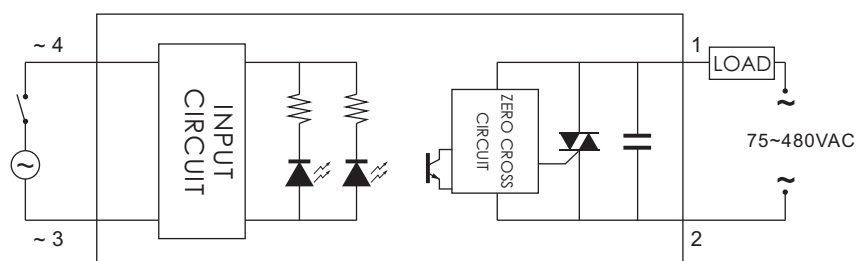
CONNECTION DIAGRAM



MODEL	SSR-05AA	SSR-10AA	SSR-15AA	SSR-25AA	SSR-40AA	SSR-50AA	SSR-80AA	SSR-100AA	SSR-120AA
LOAD CURRENT	5A	10A	15A	25A	40A	50A	80A	100A	120A
INPUT DATA									
OPERATING VOLTAGE	80~250VAC 50/60Hz								
TRIGGER CURRENT	5.0mA / 110VAC max								
CONTROL METHOD	Zero Cross Trigger								
OUTPUT DATA									
OPERATING VOLTAGE	24~380VAC								
VOLTAGE DROP	1.6V								
LEAKAGE CURRENT	< 3.0mA								
RESPONSE TIME	ON<20ms, OFF<20ms								
GENERAL DATA									
INSULATION RESISTANCE	Min. 50MΩ (500VDC)								
DIELECTRIC STRENGTH	2500VAC 50/60 Hz for 1 min								
AMBIENT TEMPERATURE	-20℃ ~+80℃								
AMBIENT HUMIDITY	45%~85%RH								
WEIGHT	Appr. 100g								
CONNECTION DIAGRAM									

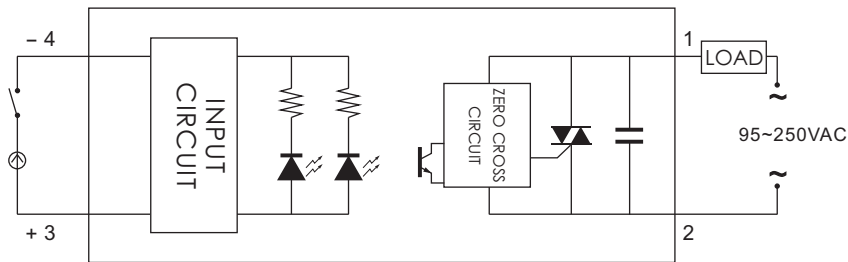
MODEL	SSR-10AA-H	SSR-15AA-H	SSR-25AA-H	SSR-40AA-H	SSR-50AA-H	SSR-80AA-H	SSR-100AA-H	SSR-120AA-H
LOAD CURRENT	10A	15A	25A	40A	50A	80A	100A	120A
INPUT DATA								
OPERATING VOLTAGE	80~250VAC 50/60Hz							
TRIGGER CURRENT	5.0mA / 110VAC max							
CONTROL METHOD	Zero Cross Trigger							
OUTPUT DATA								
OPERATING VOLTAGE	75~480VAC							
VOLTAGE DROP	1.6V							
LEAKAGE CURRENT	< 5.0mA							
RESPONSE TIME	ON<20ms, OFF<20ms							
GENERAL DATA								
INSULATION RESISTANCE	Min. 50MΩ (500VDC)							
DIELECTRIC STRENGTH	2500VAC 50/60 Hz for 1 min							
AMBIENT TEMPERATURE	-20℃ ~+80℃							
AMBIENT HUMIDITY	45%~85%RH							
WEIGHT	Appr. 100g							

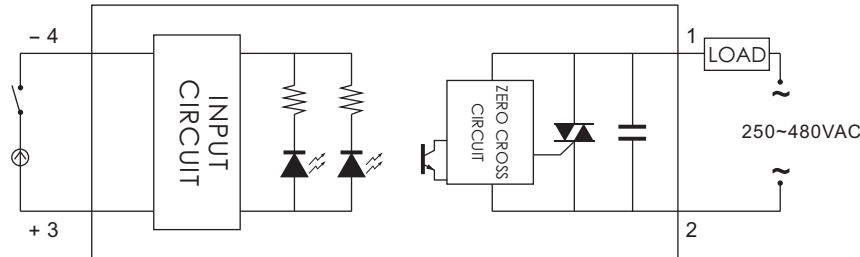
CONNECTION DIAGRAM



MODEL	SSR-05LA	SSR-10LA	SSR-15LA	SSR-25LA	SSR-40LA	SSR-50LA	SSR-80LA
LOAD CURRENT	5A	10A	15A	25A	40A	50A	80A
INPUT DATA							
TRIGGER CURRENT	4~20mA						
CONTROL METHOD	Zero Cross Trigger						
OUTPUT DATA							
OPERATING VOLTAGE	90~250VAC						
VOLTAGE DROP	1.6V						
LEAKAGE CURRENT	< 3.0mA						
RESPONSE TIME	ON<10ms, OFF<10ms						
GENERAL DATA							
INSULATION RESISTANCE	Min. 50MΩ(500VDC)						
DIELECTRIC STRENGTH	2500VAC 50/60 Hz for 1 min						
AMBIENT TEMPERATURE	-20℃ ~+80℃						
AMBIENT HUMIDITY	45%~85%RH						
WEIGHT	Appr. 105g						

CONNECTION DIAGRAM



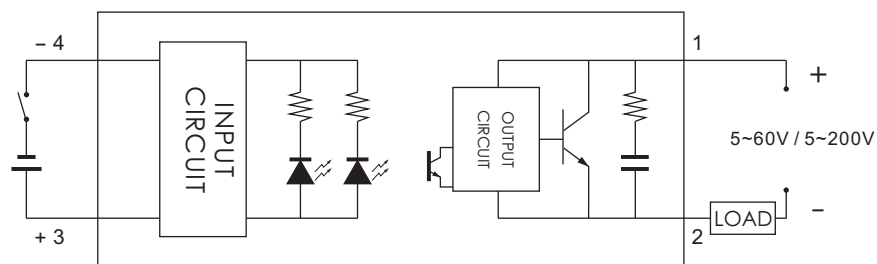
MODEL	SSR-10LA-H	SSR-15LA-H	SSR-25LA-H	SSR-40LA-H	SSR-50LA-H	SSR-80LA-H
LOAD CURRENT	10A	15A	25A	40A	50A	80A
INPUT DATA						
TRIGGER CURRENT	4~20mA					
CONTROL METHOD	Zero Cross Trigger					
OUTPUT DATA						
OPERATING VOLTAGE	250~480VAC					
VOLTAGE DROP	1.6V					
LEAKAGE CURRENT	< 5.0mA					
RESPONSE TIME	ON<10ms, OFF<10ms					
GENERAL DATA						
INSULATION RESISTANCE	Min. 50MΩ(500VDC)					
DIELECTRIC STRENGTH	2500VAC 50/60 Hz for 1 min					
AMBIENT TEMPERATURE	-20℃ ~+80℃					
AMBIENT HUMIDITY	45%~85%RH					
WEIGHT	Appr. 105g					
CONNECTION DIAGRAM						
<div></div>						

MODEL	SSR-05VA	SSR-10VA	SSR-15VA	SSR-25VA	SSR-40VA	SSR-50VA	SSR-80VA
LOAD CURRENT	5A	10A	15A	25A	40A	50A	80A
INPUT DATA							
VARIABLE RESISTANCE	Trimmer 250KΩ /110V, 500KΩ /220V, 1MΩ /380V						
CONTROL METHOD	Phase Control						
OUTPUT DATA							
OPERATING VOLTAGE	24~380VAC						
VOLTAGE DROP	1.6V						
LEAKAGE CURRENT	< 5.0mA						
GENERAL DATA							
INSULATION RESISTANCE	Min. 50MΩ (500VDC)						
DIELECTRIC STRENGTH	2500VAC 50/60 Hz for 1 min						
AMBIENT TEMPERATURE	-20℃ ~+80℃						
AMBIENT HUMIDITY	45%~85%RH						
WEIGHT	Appr. 100g						
CONNECTION DIAGRAM							
<div></div>							

MODEL	SSR-10VA-H	SSR-15VA-H	SSR-25VA-H	SSR-40VA-H	SSR-50VA-H	SSR-80VA-H
LOAD CURRENT	10A	15A	25A	40A	50A	80A
INPUT DATA						
VARIABLE RESISTANCE	Trimmer 250KΩ /110V, 500KΩ /220V, 1MΩ /380V					
CONTROL METHOD	Phase Control					
OUTPUT DATA						
OPERATING VOLTAGE	75~480VAC					
VOLTAGE DROP	1.6V					
LEAKAGE CURRENT	< 5.0mA					
GENERAL DATA						
INSULATION RESISTANCE	Min. 50MΩ (500VDC)					
DIELECTRIC STRENGTH	2500VAC 50/60 Hz for 1 min					
AMBIENT TEMPERATURE	-20℃ ~+80℃					
AMBIENT HUMIDITY	45%~85%RH					
WEIGHT	Appr. 100g					
CONNECTION DIAGRAM						
<div></div>						

MODEL	SSR-05DD	SSR-10DD	SSR-20DD	SSR-05DD-H	SSR-10DD-H
LOAD CURRENT	5A	10A	20A	5A	10A
INPUT DATA					
OPERATING VOLTAGE	3~32VDC				
TRIGGER CURRENT	7.5mA/12VDC max				
CONTROL METHOD	Isolated by Photocouple				
OUTPUT DATA					
OPERATING VOLTAGE	5~60VDC			5~200VDC	
VOLTAGE DROP	1.6V				
LEAKAGE CURRENT	< 0.8mA				
RESPONSE TIME	1ms <ON+OFF>				
GENERAL DATA					
INSULATION RESISTANCE	Min. 50MΩ (500VDC)				
DIELECTRIC STRENGTH	2500VAC 50/60 Hz for 1 min				
AMBIENT TEMPERATURE	-20℃ ~+80℃				
AMBIENT HUMIDITY	45%~85%RH				
WEIGHT	Appr. 110g				

CONNECTION DIAGRAM



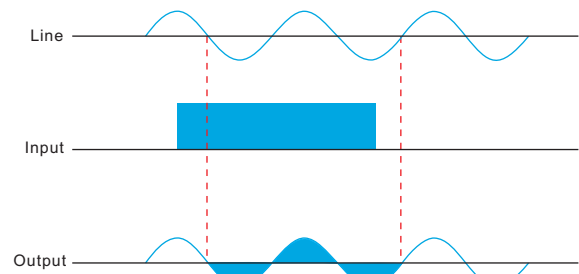
Control Method Zero Cross Trigger Method

Output TURN ON or TURN OFF

Only on zero cross point of sine wave , may avoid surge
or EMI / RFI occuring

Specially suited to control resistive, capacitive and

Non-saturated inductive loads

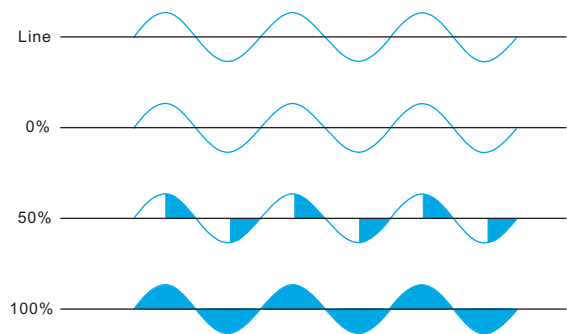


Variable Resistance Control Method < Trimmer Control >

Power output is controlled by the trigger angle of

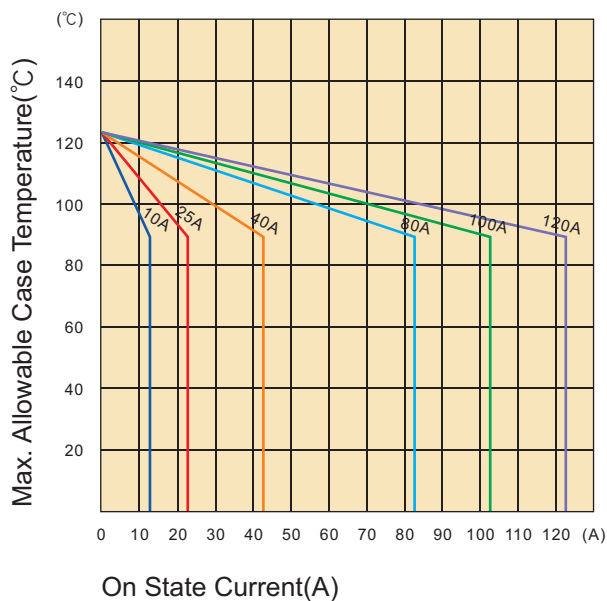
triac With variable resister 250K Ω / 110VAC,

500K Ω / 220VAC, 1M Ω / 380V

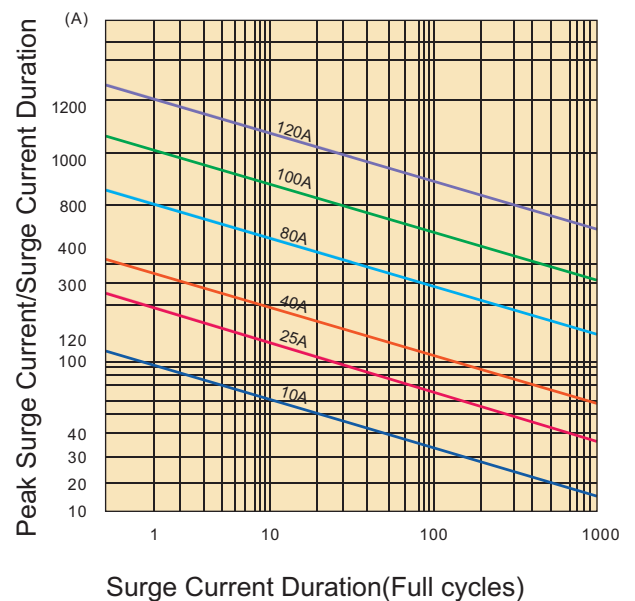


Reference Data

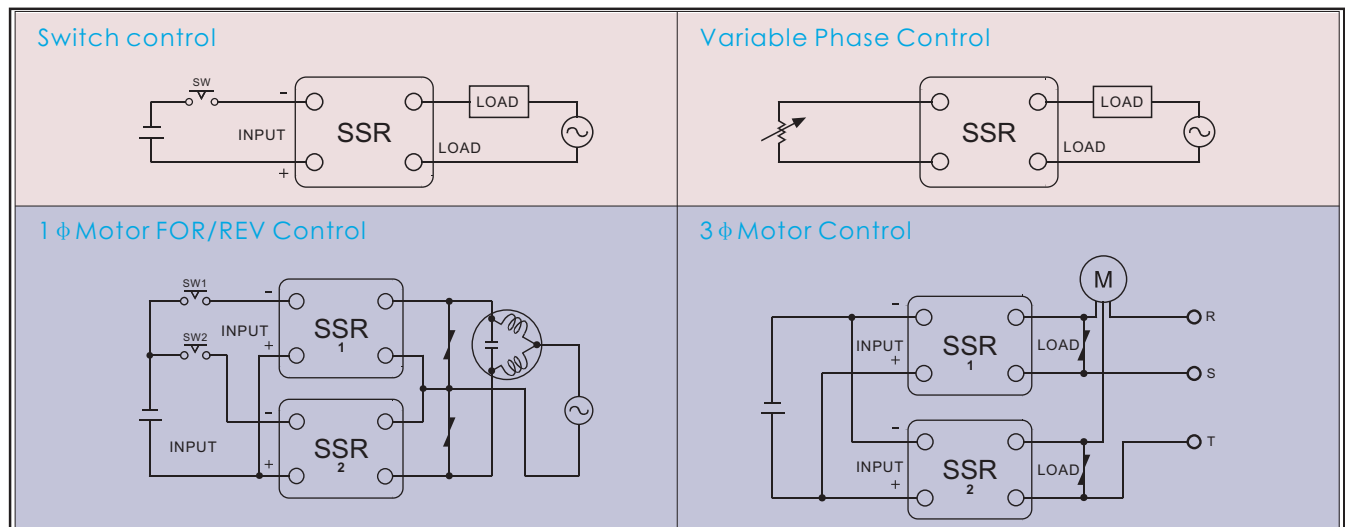
Max. Allowable Case Temperature



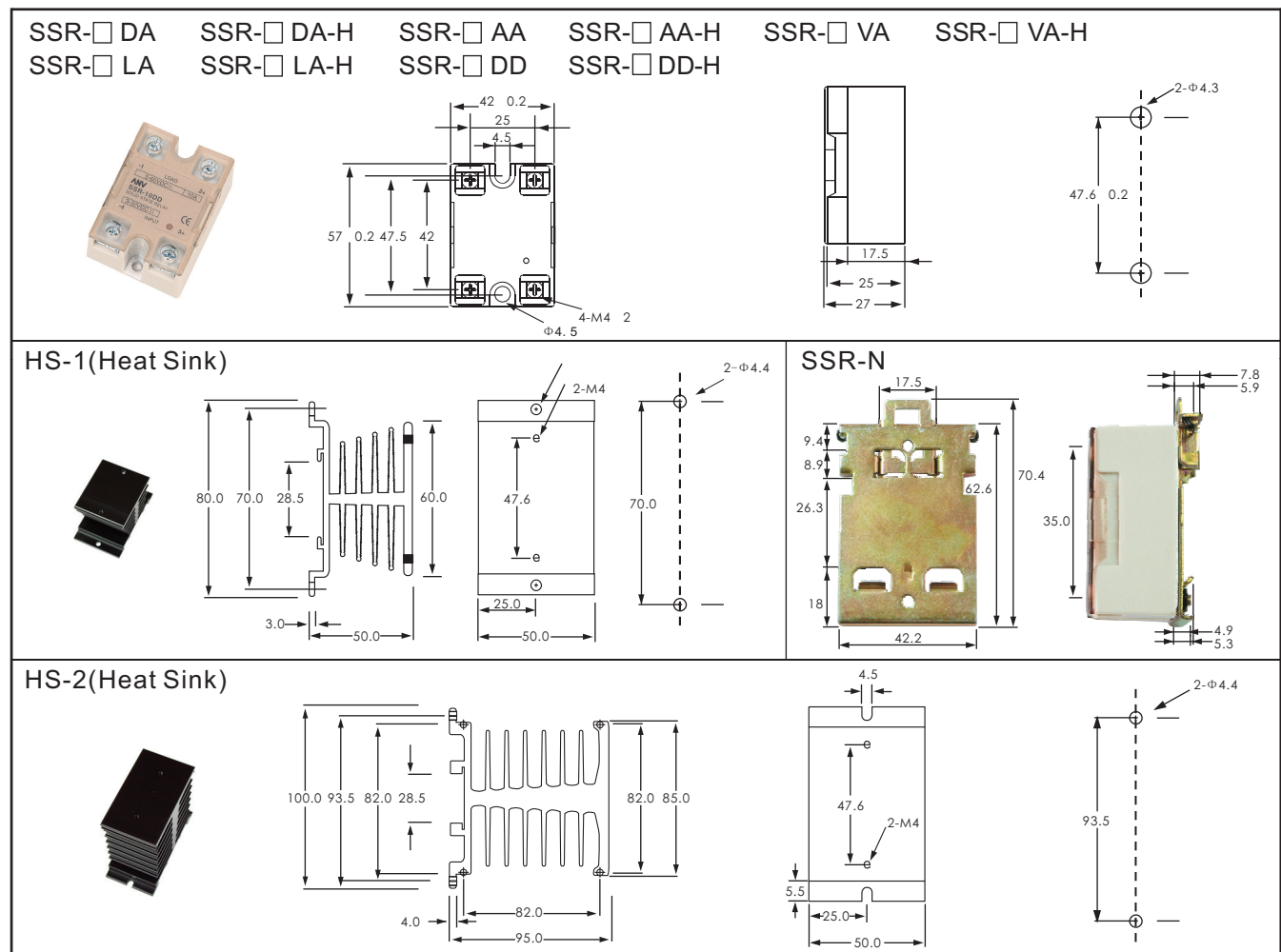
Peak Surge Current/Surge Current Duration



CONNECTION DIAGRAMS



DIMENSIONS



ANV ELECTRIC CO., LTD.

Kaohsiung Headquarter

No. 151, Jin Shan Road, Kaohsiung, Taiwan
Tel :+886 7 359 5833 Fax :+886 7 359 5822
E-Mail : anv@anv.com.tw

ANV ELECTRIC (HK) LTD

Flat 5, 12/F., Yale Ind. Centre, 61-63 Au Pui Wan Street, Fotan, Shatin, N.T., Hong Kong
Tel :+852 2690 2588 Fax :+852 2690 2511
E-Mail : anv@anv.com.hk

Tainan Office

No. 60, Lin Sen Road Sec. 1, Tainan, Taiwan
Tel :+886 6 216 0988 Fax :+886 6 216 0388
E-Mail : tainan@anv.com.tw

ANV ELECTRIC (M) SDN. BHD

25-1, Jalan 1/116B, Kuchai Entrepreneur's Park, Off Jalan Kuchai Lama, 58200 Kuala Lumpur, Malaysia
Tel :+60 3 7980 3328 Fax :+60 3 7980 3779
E-Mail : anv@anv.com.my

Taichung Office

No. 532, Wen Hsin Road Sec. 1, Taichung, Taiwan
Tel :+886 4 2320 9930 Fax :+886 4 2320 9960
E-Mail : taichung@anv.com.tw