

12V 180Ah Front Terminal AGM VRLA Battery

Product characteristics:

- Valve-regulated lead-acid battery
- Stationary and reserve power applications
- EUROBAT design life definition: Very Long Life 12+ years
- Extremely long float life performance
- Superior cycling endurance
- Compact design with high energy density
- ETSI Rack integration
- Low installation cost, maintenance free product
- Sealed for leak-proof operation
- Delivered ready for use
- Non-hazardous cargo for ground, sea and air transport
- Fully recyclable product



Technical specifications:

Electrical specifications:

- Nominal voltage: 12V
- Number of cells: 6
- Rated capacity: 180 Ah (10 h rate to 1.80 Vpc at 20 °C)
179 Ah (8 h rate to 1.75 Vpc at 25 °C)
- Internal resistance: 4.1 mOhm (IEC 60 896 -21/22)
- Short circuit current: 3100 A (IEC 60 896 -21/22)
- Float charge voltage: 2.27 V per cell (Vpc) at 20 °C

Design features:

- Design life at 20 °C: Very Long Life 12+ years
- Plates: Tick Flat Pasted
- Active material: Very high purity virgin lead
- Grid alloy: Lead-Calcium-Tin alloy
- Electrolyte: Sulphuric acid, Analytical grade
- Separator: Absorbing Glass Mat (AGM)
- Operating temperature: -20 °C to +60 °C (maximum)
+15 °C to +25 °C (recommended)
- Venting valve: Rubber, one way, self resealing
- Opening pressure: 3 PSI
- Resealing pressure: 2 PSI
- Internal gas recombination efficiency: more than 99%
- Central degassing system: Available
- Flame arrestor: Available
- Storage temperatures: -20 °C to +40 °C
- Self discharge: Less than 2.0% per month at 20°C
- Storability without recharging: Up to 6 months at 20°C
- Shelf life: Up to 1 year
- Container / lid material: Shock resistant ABS FR;
flammability class UL94 V0
- Terminal position: Front
- Terminal sealing: Mechanical + epoxy double sealing
- Terminal type: Brass; Female; M6 thread
- Terminal torque: 7 Nm
- Terminal cover: Available
- Carrying Handles: Available (2)
- Connectors and bolts: Supplied as standard

Applicable standards:

- IEC 60896 - 21/22 • IEC 61427 - 1/2 • IEEE 1184
- EN 50272 - 2 • IEC 61056 - 1 • IEEE 1187 / 1188

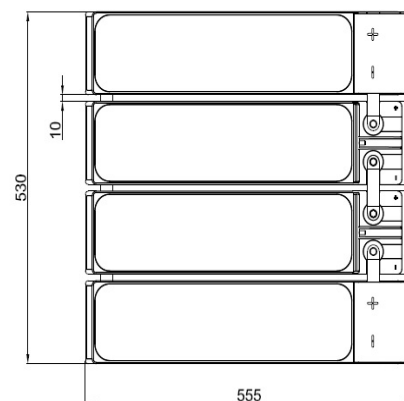
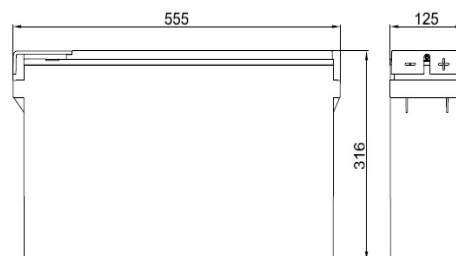
Manufacture standards:

- ISO 9001, ISO 14001, OHSAS 18001, AQAP 2110

Physical characteristics:

	SI Units	US Units
Length	555 mm	21.8 inches
Width	125 mm	4.9 inches
Height	316 mm	12.4 inches
Weight	60.1 kg	132.5 lbs

Drawings:



Performance characteristics:

BATTERY DISCHARGE PERFORMANCE AT 20 °C

Battery capacity at constant current discharge (Ah) for battery 12MVR180 at 20 °C

Uf, Vpc	5 min	15 min	30 min	1 h	2 h	3 h	4 h	5 h	6 h	8 h	10 h	20 h
1.60	38	65	93	113.0	131.6	144.5	153.9	161.3	166.9	178.0	185.4	198.4
1.65	37	65	92	112.5	131.0	144.0	153.2	160.6	166.1	177.1	184.5	197.3
1.70	37	64	92	112.0	130.3	143.3	152.5	159.7	165.2	176.2	183.6	196.4
1.75	36	64	91	110.9	129.1	141.8	150.8	158.2	163.6	174.6	181.8	194.4
1.80	36	63	90	109.8	127.8	140.4	149.4	156.6	162.0	172.8	180.0	192.6
1.85	35	61	88	107.1	124.6	136.8	145.8	152.6	158.0	168.5	175.5	187.7

Discharge performance at constant current discharge (A) for battery 12MVR180 at 20 °C

Uf, Vpc	5 min	15 min	30 min	1 h	2 h	3 h	4 h	5 h	6 h	8 h	10 h	20 h
1.60	456	259	185	113.0	65.8	48.2	38.5	32.3	27.8	22.3	18.5	9.92
1.65	448	258	185	112.5	65.5	48.0	38.3	32.1	27.7	22.1	18.5	9.86
1.70	441	257	184	112.0	65.2	47.8	38.1	31.9	27.5	22.0	18.4	9.82
1.75	436	255	182	110.9	64.5	47.3	37.7	31.6	27.3	21.8	18.2	9.72
1.80	432	252	180	109.8	63.9	46.8	37.4	31.3	27.0	21.6	18.0	9.63
1.85	421	246	176	107.1	62.3	45.6	36.5	30.5	26.3	21.1	17.6	9.39

Discharge performance at constant power discharge (W per cell) for battery 12MVR180 at 20 °C

Uf, Vpc	5 min	15 min	30 min	1 h	2 h	3 h	4 h	5 h	6 h	8 h	10 h	20 h
1.60	912	518	371	226.1	131.6	96.4	77.0	64.5	55.6	44.5	37.1	19.84
1.65	886	517	369	225.0	131.0	96.0	76.6	64.2	55.4	44.3	36.9	19.73
1.70	879	514	367	223.9	130.3	95.0	76.2	63.9	55.1	44.1	36.7	19.64
1.75	873	510	364	221.8	129.1	94.1	75.4	63.3	54.5	43.5	36.4	19.44
1.80	864	504	360	219.6	127.8	93.6	74.7	62.6	54.0	43.2	36.0	19.26
1.85	842	491	351	214.2	124.6	91.2	72.9	61.1	52.7	42.1	35.10	18.77

Temperature correction factor of capacity at constant current discharge

Discharge time	-10 °C	0 °C	10 °C	15 °C	20 °C	25 °C	30 °C	35 °C	40 °C	45 °C
From 5 to 59 minutes	0.70	0.80	0.90	0.95	1	1.05	1.10	1.13	1.15	1.16
From 1 to 20 hours	0.82	0.88	0.94	0.97	1	1.03	1.05	1.08	1.09	1.10

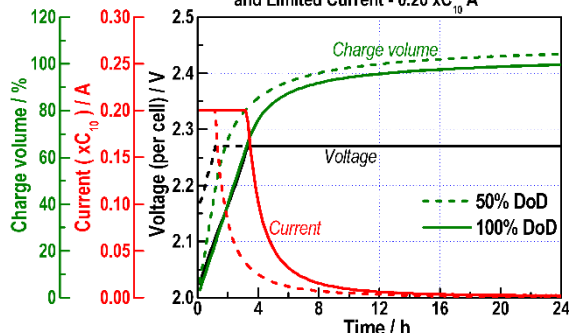
BATTERY CHARGE CONDITIONS AT 20 °C

Charge regime: constant voltage and limited current (IU)

Charge current limit	Float charge voltage	Equalization charge voltage	Boost charge voltage
0.1 – 0.25C ₁₀ A Recommended: 0.20C ₁₀ A	2.27 V per cell at 20 °C; Temperature correction: -3 mV / cell / °C	2.32 V per cell at 20 °C Recommended: every 3 months for 24h during long time float operation	2.40 V per cell at 20 °C Temperature correction: -4 mV / cell / °C
Float application: 0.20C ₁₀ A / 2.27 V per cell at 20 °C		Cycling applications: 0.20C ₁₀ A / 2.40 V per cell at 20 °C; Recharge Ah input at least 105% from previous discharge Ah	

Charge characteristics

Charge with Constant Voltage - 2.27 V (per cell) at 20 °C
and Limited Current - 0.20 x C₁₀ A



Charge characteristics

Charge with Constant Voltage - 2.40 V (per cell) at 20 °C
and Limited Current - 0.20 x C₁₀ A

